

# SIMT Multi-Asset Accumulation Fund

Fact Sheet / July 31, 2023

SEI New ways.  
New answers.®

## Investment Strategy

The Multi-Asset Accumulation Fund, (the "Fund") seeks to generate total return over time by selecting investments from among a broad range of asset classes. The Fund may allocate all or a portion of its assets using a "risk parity" approach that seeks to balance risk across all capital market exposures, which may result in asset classes with lower perceived risk having a greater notional allocation within the Fund's portfolio than asset classes with higher perceived risk. The Fund may obtain its exposures to the asset classes by investing directly in securities and other investments or indirectly through the use of derivative instruments, principally futures, forwards, options and swaps. The Fund is non-diversified.

## Investment Philosophy and Process

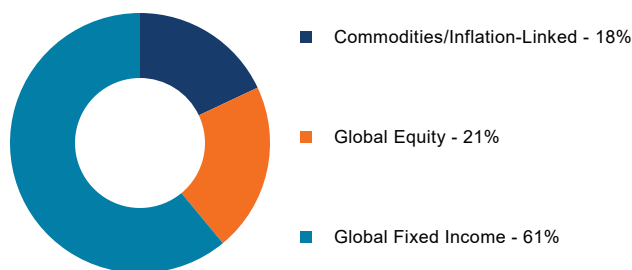
The asset classes used, and the Fund's allocations between asset classes, will be determined based on the Advisor's views of fundamental, technical or valuation measures. The allocations among asset classes may be adjusted over short periods of time, and at any particular point in time the Fund may be diversified across many asset classes or concentrated in a limited number of asset classes. The Fund uses a multi-manager approach under the general supervision of SIMC, allocating its assets among one or more Sub-Advisers using different investment strategies. SIMC may also directly manage a portion of the Fund's portfolio.

## Fund Details

Total Net Assets	\$2.03 Billion
Share Class	Class Y
Ticker	SMOYX
CUSIP	78413L779
Inception Date	April 09, 2012
Expenses Before Waivers	1.05%
Expenses After Waivers*	0.92%

\* Fee waivers are voluntary and may be discontinued at any time.

## Asset Class Current Allocations



## Manager Details

Manager	Start Date	Key Attributes
AQR Capital Management	Apr 9, 2012	Innovators in volatility-based investing
PanAgora Asset Management	Sep 5, 2012	Pioneer in risk-parity investing strategies

## Performance Review

	Cumulative (%) as of Jul 31, 2023			Annualized (%) as of Jun 30, 2023				
	1 Month	3 Month	YTD	1 Year	3 Year	5 Year	10 Year	Since Inception
Multi-Asset Accumulation Fund	2.15	1.13	5.78	-1.59	0.00	1.92	3.78	3.59

## Calendar Year Returns (%)

	2022	2021	2020	2019	2018	2017	2016	2015
Multi-Asset Accumulation Fund	-20.53	8.73	6.93	22.23	-7.17	13.25	9.80	-7.15

The inception date provided is for the Fund's oldest share class, Class F. Performance prior to Dec 31, 2014, the inception date of the Class Y shares, is that of Class F.

The performance data quoted represents past performance. Past performance does not guarantee future results. The investment return and principal value of an investment will fluctuate so that an investor's shares, when redeemed, may be worth more or less than their original cost, and current performance may be lower or higher than the performance quoted. For performance data current to the most recent month end, please call 1-800-DIAL-SEI.

To determine if the Fund is an appropriate investment for you, carefully consider the investment objectives, risk factors and charges, and expenses before investing. This and other information can be found in the Fund's full or summary prospectus, which can be obtained by calling 1-800-DIAL-SEI. Read the prospectus carefully before investing.

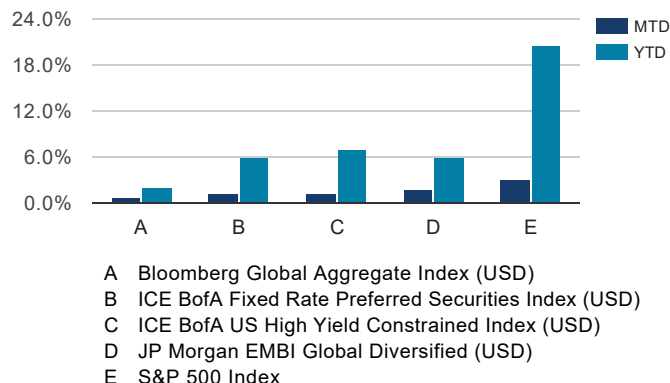
Market Exposure

Asset Class	Previous Weight (%)	Current Weight (%)	Difference (%)
Global Equity	20.8	21.0	+0.2
Global Fixed Income	61.1	61.0	-0.1
Commodities/Inflation-Linked	18.1	18.0	-0.1

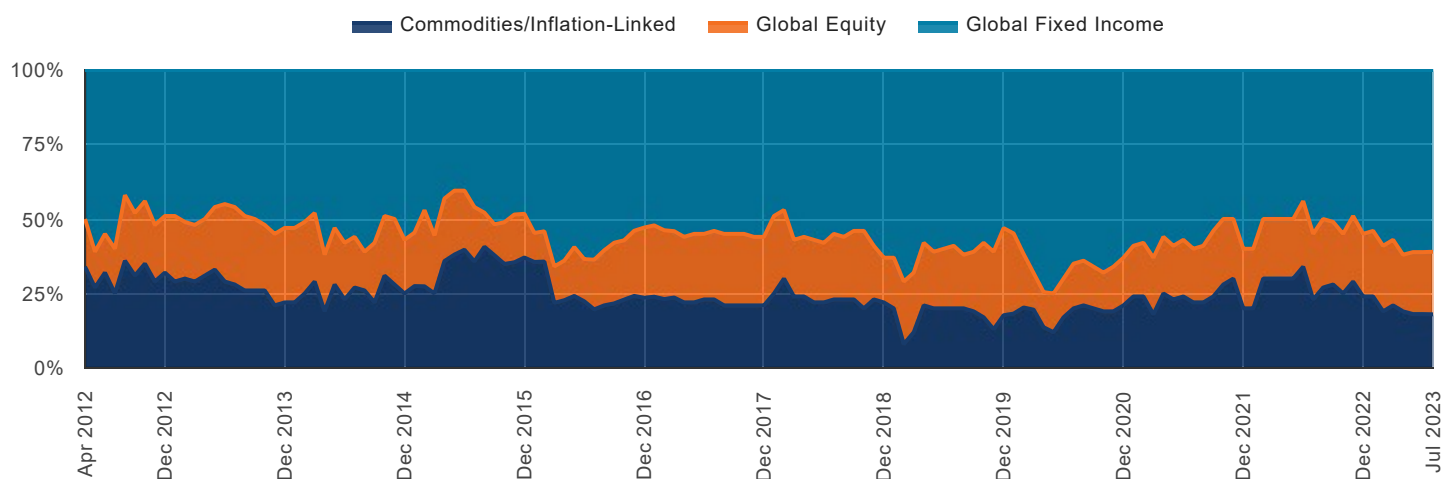
The table shows the Fund's proportional market exposure represented by each asset class. The portfolio is actively managed and the asset class weights are subject to change.

Representative Index Performance

(Source: Lipper, FactSet)



Market Exposure Over Time



Risk Information

There are risks involved with investing including loss of principal. There is no assurance that the objectives of any strategy or fund will be achieved or will be successful. No investment strategy, including diversification, can protect against market risk or loss. Holdings subject to change.

International investments involve risk of capital loss from unfavorable fluctuation in currency values, from differences in generally accepted accounting principles or from economic or political instability in other nations. Bonds will decrease in value as interest rates rise. High-yield securities may be more volatile and be subject to greater levels of credit or default risk. Commodity investments and derivatives may be more volatile and less liquid than direct investments in the underlying commodities themselves. Commodity-related equity returns can also be affected by the issuer's financial structure or the performance of unrelated businesses. Derivatives are subject to market risk, leverage risk, correlation risk and liquidity risk. The use of leverage can amplify the effects of market volatility on the Fund's share price and may cause the Fund to liquidate positions when it would not otherwise be advantageous to do so. Short sales losses are potentially unlimited and the expenses involved may negatively impact the performance of the Fund. The Fund is non-diversified.

Glossary & Disclosures

For those SEI products which employ a multi-manager structure, SIMC is responsible for overseeing the sub-advisers and recommending their hiring, termination, and replacement. SEI Investments Management Corporation (SIMC) is the adviser to the SEI Funds, which are distributed by SEI Investments Distribution Co. (SIDCO). SIMC and SIDCO are wholly owned subsidiaries of SEI Investments Company.

Index performance returns do not reflect any management fees, transaction costs or expenses. One cannot invest directly in an index. Past performance does not guarantee future results.

The Bloomberg Global Aggregate Bond Index is an unmanaged market-capitalization-weighted benchmark that tracks the performance of investment-grade fixed-income securities. The index reflects reinvestment of all distributions and changes in market prices.

The ICE BofA Fixed Rate Preferred Securities Index tracks the performance of fixed rate US dollar denominated preferred securities issued in the US domestic market.

The ICE BofA US High Yield Constrained Index measures the performance of high yield bonds.

The JP Morgan EMBI Global Diversified Index is a comprehensive global local emerging markets index that consists of regularly traded, liquid fixed-rate, domestic currency government bonds and includes only the countries which give access to their capital market to foreign investors (excludes China and India).

The S&P 500 Index is an unmanaged, market-weighted index that consists of the 500 largest publicly traded U.S. companies and is considered representative of the broad U.S. stock market.

• Not FDIC Insured • No Bank Guarantee • May Lose Value