

# SDIT Ultra Short Duration Bond Fund

Fact Sheet / July 31, 2023

SEI New ways.  
New answers.®

## Investment Strategy

The Ultra Short Duration Bond Fund, (the "Fund") seeks to provide a higher current income than that typically offered by a money market fund, while maintaining a high degree of liquidity and a correspondingly higher risk of principal volatility. Under normal circumstances, the Fund will invest at least 80% of its net assets in investment-grade U.S. dollar denominated debt instruments. The Fund is expected to maintain a portfolio duration of 18 months or less under normal market conditions.

## Investment Philosophy and Process

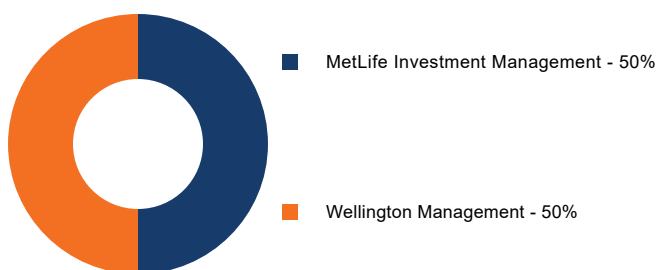
The Fund uses a specialist manager that was selected due to their distinct investment style that matches the Fund's strategy and objective. Specialist managers have an opportunity to hone their investment process and to anticipate changes within their areas of the market. This focus provides the opportunity for greater consistency and predictability of results. The use of specialist managers is consistent with our view on diversification across and within asset classes. By selecting experts in the various sectors and styles, we work towards full coverage of all markets.

## Fund Details

Total Net Assets	\$258.09 Million
Share Class	Class Y
Ticker	SECYX
CUSIP	783965429
Inception Date	September 28, 1993
Expenses Before Waivers	0.37%
Expenses After Waivers*	0.30%

\* Fee waivers are voluntary and may be discontinued at any time.

## Manager Allocations



## Manager Details

Manager	Start Date	Key Attributes
MetLife Investment Management	May 1, 2012	Top-down approach to short-duration management
Wellington Management	Sep 28, 1993	Superior bottom-up security selection skills

## Performance Review

	Cumulative (%) as of Jul 31, 2023			Annualized (%) as of Jun 30, 2023				
	1 Month	3 Month	YTD	1 Year	3 Year	5 Year	10 Year	Since Inception
Ultra Short Duration Bond Fund	0.56	1.11	2.90	3.18	0.80	1.56	1.35	2.80

## Calendar Year Returns (%)

	2022	2021	2020	2019	2018	2017	2016	2015
Ultra Short Duration Bond Fund	-0.78	0.09	1.91	3.29	1.70	1.85	1.50	0.46

The inception date provided is for the Fund's oldest share class, Class F. Performance prior to Aug 31, 2015, the inception date of the Class Y shares, is that of Class F.

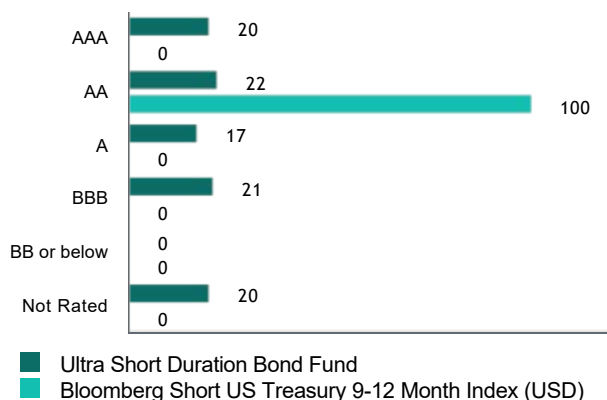
The performance data quoted represents past performance. Past performance does not guarantee future results. The investment return and principal value of an investment will fluctuate so that an investor's shares, when redeemed, may be worth more or less than their original cost, and current performance may be lower or higher than the performance quoted. For performance data current to the most recent month end, please call 1-800-DIAL-SEI.

To determine if the Fund is an appropriate investment for you, carefully consider the investment objectives, risk factors and charges, and expenses before investing. This and other information can be found in the Fund's full or summary prospectus, which can be obtained by calling 1-800-DIAL-SEI. Read the prospectus carefully before investing.

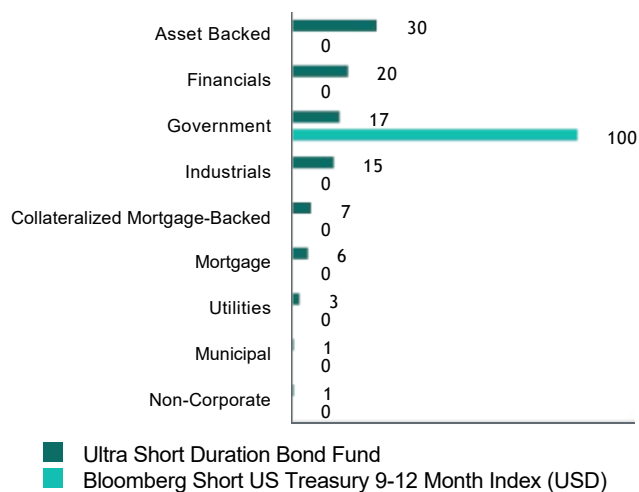
Portfolio Characteristics	Fund	Index
Effective Duration (Years)	0.96	0.86
Weighted Average Life (Years)	1.40	0.89
30-day SEC Yield (%)	4.68	N/A
Unsubsidized 30-day SEC Yield (%)	4.61	N/A
Number of Holdings	619	15

Top 10 Holdings (excluding cash)	% of Net Assets
UNITED STATES TREASURY 0.38% 04/15/2024	3.77
UNITED STATES TREASURY 0.13% 12/15/2023	1.84
GENERAL MOTORS FINANCIAL CO INC 5.93% 10/15/2024	1.12
UNITED STATES TREASURY 2.00% 04/30/2024	0.98
UNITED STATES TREASURY 3.88% 03/31/2025	0.96
CREDIT SUISSE AG 5.48% 02/02/2024	0.89
GOLDMAN SACHS GROUP INC/THE 1.76% 01/24/2025	0.83
MORGAN STANLEY 3.62% 04/17/2025	0.82
FEDERAL HOME LOAN BANKS 5.74% 04/08/2024	0.81
JPMORGAN CHASE & CO 3.85% 06/14/2025	0.80

**Credit Quality (ex-cash) (% of portfolio)**



**Sectors (ex-cash) (% of portfolio)**



The credit quality of a fund's holdings is derived using Standard & Poor's as the ratings source. The purpose of the ratings is to provide investors with a simple system of gradation by which relative creditworthiness of a fund's securities may be noted. Ratings are measured on a scale that generally ranges from AAA (highest) to D (lowest).

**Risk Information**

There are risks involved with investing including loss of principal. There is no assurance that the objectives of any strategy or fund will be achieved or will be successful. No investment strategy, including diversification, can protect against market risk or loss. Holdings subject to change. Bonds and bond funds will decrease in value as interest rates rise. Mortgage-backed securities are subject to prepayment and extension risk and therefore react differently to changes in interest rates than other bonds. The Fund may invest in derivatives, which are often more volatile than other investments and may magnify the Fund's gains or losses. An investment in the fund is not insured or guaranteed by the Federal Deposit Insurance Corporation or any other government agency.

**Glossary & Disclosures**

**30-day SEC Yield:** An annualized yield based on the most recent 30 day period and includes any principal value changes to TIPS securities to reflect changes in the government's official inflation rate. Changes in the inflation rate can cause the fund's yield to vary substantially from one month to the next. An extraordinarily high SEC yield may be attributable to a rise in the inflation rate, which might not be repeated. The unsubsidized 30-day SEC Yield is an approximation illustrating the effect to the 30-day SEC Yield if fees were not waived during that period.

**Effective Duration:** Duration is a measure of a security's price sensitivity to changes in interest rates. Specifically, duration measures the potential change in value of a bond that would result from a 1% change in interest rates. The shorter the duration of a bond, the less its price will potentially change as interest rates go up or down; conversely, the longer the duration of a bond, the more its price will potentially change.

**Weighted Average Life:** The average number of years for which each dollar of unpaid principal on a loan or mortgage remains outstanding.

For those SEI products which employ a multi-manager structure, SIMC is responsible for overseeing the sub-advisers and recommending their hiring, termination, and replacement. SEI Investments Management Corporation (SIMC) is the adviser to the SEI Funds, which are distributed by SEI Investments Distribution Co. (SIDCO). SIMC and SIDCO are wholly owned subsidiaries of SEI Investments Company.

The Bloomberg Short US Treasury 9-12 Month Index measures the performance of U.S. Treasury securities that have a remaining maturity between one and twelve months.

• Not FDIC Insured • No Bank Guarantee • May Lose Value  
© 2023 SEI