

Investment Strategy

The GNMA Fund, (the "Fund") seeks to preserve principal value and maintain a high degree of liquidity while providing current income. The GNMA Fund invests at least 80% of its net assets in mortgage-backed securities issued by the Government National Mortgage Association. The Fund may also invest in U.S. Treasury securities and other U.S. Government obligations as well as repurchase agreements collateralized by such obligations. The fund is expected to have similar overall interest rate risk to the Bloomberg Capital GNMA Index.

Investment Philosophy and Process

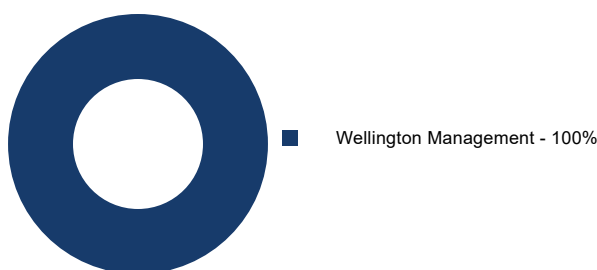
The Fund uses a specialist manager that was selected due to their distinct investment style that matches the Fund's strategy and objective. Specialist managers have an opportunity to hone their investment process and to anticipate changes within their areas of the market. This focus provides the opportunity for greater consistency and predictability of results. The use of specialist managers is consistent with our view on diversification across and within asset classes. By selecting experts in the various sectors and styles, we work towards full coverage of all markets.

Fund Details

Total Net Assets	\$46.31 Million
Share Class	Class Y
Ticker	SGMYX
CUSIP	783965452
Inception Date	March 20, 1987
Expenses Before Waivers	0.39%
Expenses After Waivers*	0.38%

* Fee waivers are voluntary and may be discontinued at any time.

Manager Allocations



Manager Details

Manager	Start Date	Key Attributes
Wellington Management	Mar 20, 1987	Strong research and organizational structure

Performance Review

	Cumulative (%) as of Jul 31, 2023			Annualized (%) as of Jun 30, 2023				
	1 Month	3 Month	YTD	1 Year	3 Year	5 Year	10 Year	Since Inception
GNMA Fund	-0.09	-1.35	1.99	-1.59	-3.45	0.05	1.14	4.96

Calendar Year Returns (%)

	2022	2021	2020	2019	2018	2017	2016	2015
GNMA Fund	-10.76	-1.68	4.01	5.67	0.92	1.79	1.73	1.60

The inception date provided is for the Fund's oldest share class, Class F. Performance prior to Oct 30, 2015, the inception date of the Class Y shares, is that of Class F.

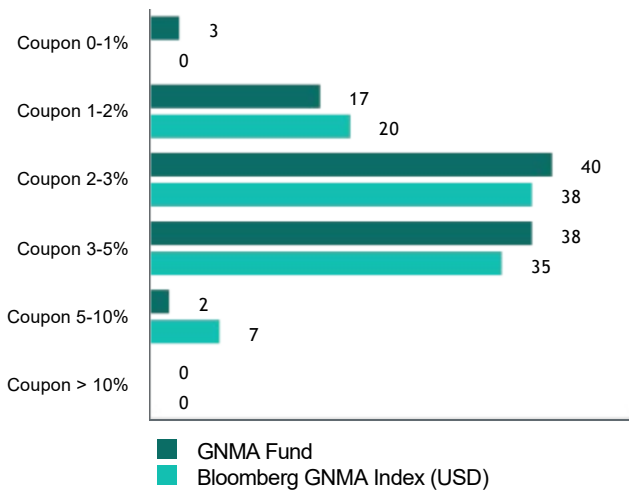
The performance data quoted represents past performance. Past performance does not guarantee future results. The investment return and principal value of an investment will fluctuate so that an investor's shares, when redeemed, may be worth more or less than their original cost, and current performance may be lower or higher than the performance quoted. For performance data current to the most recent month end, please call 1-800-DIAL-SEI.

To determine if the Fund is an appropriate investment for you, carefully consider the investment objectives, risk factors and charges, and expenses before investing. This and other information can be found in the Fund's full or summary prospectus, which can be obtained by calling 1-800-DIAL-SEI. Read the prospectus carefully before investing.

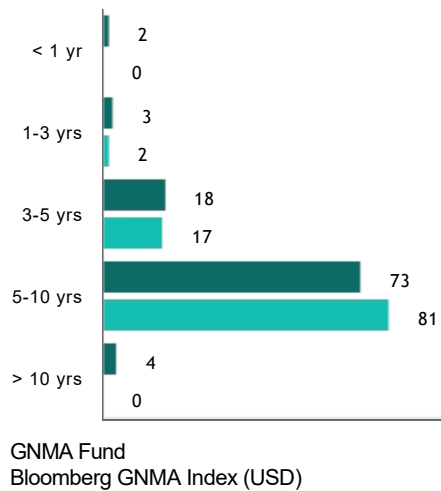
Portfolio Characteristics	Fund	Index
Effective Duration (Years)	5.98	5.82
Weighted Average Life (Years)	7.71	7.95
30-day SEC Yield (%)	2.81	N/A
Unsubsidized 30-day SEC Yield (%)	2.80	N/A
Number of Holdings	220	78

Top 10 Holdings (excluding cash)	% of Net Assets
GNMA2 30YR 2021 PRODUCTION 2.50% 09/20/2051	11.74
GNMA2 30YR 2020 PRODUCTION 2.00% 12/20/2050	8.34
GNMA2 30YR 2017 PRODUCTION 3.50% 02/20/2048	6.02
GNMA2 30YR 2020 PRODUCTION 2.50% 09/20/2050	4.43
GNMA2 30YR 2021 PRODUCTION 3.00% 09/20/2051	4.37
GNMA2 30YR TBA(REG C) 3.00% 08/21/2023	4.27
GNMA2 30YR TBA(REG C) 4.50% 08/21/2023	4.06
GNMA2 30YR TBA(REG C) 5.00% 08/21/2023	4.04
GNMA2 30YR 2020 PRODUCTION 3.00% 12/20/2050	3.81
GNMA2 30YR TBA(REG C) 2.00% 08/21/2023	3.66

Coupon (ex-cash) (% of portfolio)



Bond Duration (ex-cash) (% of portfolio)



Risk Information

There are risks involved with investing including loss of principal. There is no assurance that the objectives of any strategy or fund will be achieved or will be successful. No investment strategy, including diversification, can protect against market risk or loss. Holdings subject to change.

Bonds and bond funds will decrease in value as interest rates rise. Mortgage-backed securities are subject to prepayment and extension risk and therefore react differently to changes in interest rates than other bonds. The Fund may invest in derivatives, which are often more volatile than other investments and may magnify the Fund's gains or losses. An investment in the fund is not insured or guaranteed by the Federal Deposit Insurance Corporation or any other government agency.

Glossary & Disclosures

30-day SEC Yield: An annualized yield based on the most recent 30 day period and includes any principal value changes to TIPS securities to reflect changes in the government's official inflation rate. Changes in the inflation rate can cause the fund's yield to vary substantially from one month to the next. An extraordinarily high SEC yield may be attributable to a rise in the inflation rate, which might not be repeated. The unsubsidized 30-day SEC Yield is an approximation illustrating the effect to the 30-day SEC Yield if fees were not waived during that period.

Effective Duration: Duration is a measure of a security's price sensitivity to changes in interest rates. Specifically, duration measures the potential change in value of a bond that would result from a 1% change in interest rates. The shorter the duration of a bond, the less its price will potentially change as interest rates go up or down; conversely, the longer the duration of a bond, the more its price will potentially change.

Weighted Average Life: The average number of years for which each dollar of unpaid principal on a loan or mortgage remains outstanding.

For those SEI products which employ a multi-manager structure, SIMC is responsible for overseeing the sub-advisers and recommending their hiring, termination, and replacement. SEI Investments Management Corporation (SIMC) is the adviser to the SEI Funds, which are distributed by SEI Investments Distribution Co. (SIDCO). SIMC and SIDCO are wholly owned subsidiaries of SEI Investments Company.

The Bloomberg GNMA Index represents securitized mortgage pools backed by the Government National Mortgage Association (GNMA).

• Not FDIC Insured • No Bank Guarantee • May Lose Value